

CATALOG OF Reciprocating Air Pumps & Belt Driven Compressors

STARTING FROM 2000, INSISTING ON QUALITY, IMPROVING ALL THE TIME



CONTENTS



H series 0.5 to 5.5 hp.....	Page 1 to 4
V series 1.5 to 7.5 hp.....	Page 5 to 13
W series 4 to 20 hp.....	Page 14 to 25
C series 5.5 to 30 hp.....	Page 26 to 32
K series 5.5 to 14.7 hp	Page 33 to 34
M series 3 to 4 mpa.....	Page 35 to 39



HUTZ Compressor provides a variety of different styles of air pumps and compressors: H / V / W series pumps for commercial and industrial purpose, C / K / M series for industrial purpose, AC powered air compressors for home, workshops and contractors and gasoline / diesel engine powered air compressors for work trucks and mobile applications. Every compressor we manufacture is designed to provide long, quiet, smooth-running life, even under heavy duty cycling or constant run conditions. Please contact us with any questions or inquiries about Compressor packages and pumps.

Air Compressor Bare Pump - H Series - Cast Iron Construction

For 1 hp - 1.5 hp - 2 hp - 3 hp - 4 hp - 5.5 hp Application



BHII40A / BHII40B



BHII10



BHII12



BHII20



BHII30



BHII40



BHII55



Features - H Series Pump - Cast Iron Construction

- ✓ Cast iron body. Features an aftercooler to provide drier air.
- ✓ The crankshaft is optimally balanced for smooth, low vibration operation.
- ✓ Built to the latest engineering standards, this compressor pump series combines excellent reliability with outstanding performance.

Model	Air Delivery	Max. Pressure	Motor	Cylinder	Stage	Revolution	Packing	N.W.
BHII10	80 L/min / 2.8 cfm	8 bar / 115 psi	1 hp	(Φ51*38 mm)* 1	1	1,180 rpm	23x19x26 cm / carton	7.3 kg
BHII12	160 L/min / 5.6 cfm	8 bar / 115 psi	1.5 hp	(Φ65*36 mm)* 1	1	1,100 rpm	24.5x20.5x30 cm / carton	7.8 kg
BHII20	165 L/min / 5.8 cfm	8 bar / 115 psi	2 hp	(Φ65*46 mm)* 1	1	1,180 rpm	27.8x26x36.8 cm / carton	14.5 kg
BHII30	338 L/min / 11.9 cfm	8 bar / 115 psi	3 hp	(Φ65*50 mm)* 2	1	1,020 rpm	34x33x39 cm / carton	23.5 kg
BHII40	400 L/min / 14.1 cfm	8 bar / 115 psi	4 hp	(Φ70*50.8 mm)* 2	1	1,020 rpm	34x34x40 cm / carton	30 kg
BHII40A	333 L/min / 11.7 cfm	8 bar / 115 psi	3 hp or 4 hp	(Φ70*51 mm)* 2	1	850 rpm	34x34x40 cm / carton	21 kg
BHII40B	382 L/min / 13.4 cfm	8 bar / 115 psi	3 hp or 4 hp	(Φ75*51 mm)* 2	1	850 rpm	34x34x40 cm / carton	22 kg
BHII55	600 L/min / 21.1 cfm	10 bar / 145 psi	5.5 hp	(Φ80*60 mm)* 2	1	1,000 rpm	37x35x45 cm / carton	41 kg

Air Compressor Bare Pump - H Series - Cast Aluminum Construction

For 2 hp - 2.5 hp - 3 hp - 4 hp Application



BHI30D



BHI20



BHI25



BHI30



BHI40



Features - H Series Pump - Cast Aluminum Construction

- ✓ Cast aluminum body. Features an aftercooler to provide drier air.
- ✓ The crankshaft is optimally balanced for smooth, low vibration operation.
- ✓ Built to the latest engineering standards, this compressor pump series combines excellent reliability with outstanding performance.

Model	Air Delivery	Max. Pressure	Motor	Cylinder	Stage	Revolution	Packing	N.W.
BHI20	200 L/min / 7 cfm	8 bar / 115 psi	2 hp	(Φ55*35 mm)* 2	1	1,200 rpm	29.5x29.5x38 cm / carton	10.5 kg
BHI25	244 L/min / 8.6 cfm	10 bar / 145 psi	2.5 hp	(Φ60*36 mm)* 2	1	1,200 rpm	29.5x29.5x38 cm / carton	11 kg
BHI30	302 L/min / 10.6 cfm	8 bar / 115 psi	3 hp	(Φ60*58 mm)* 2	1	920 rpm	39.5x30x42 cm / carton	11 kg
BHI30D	200 L/min / 7 cfm	8 bar / 115 psi	3 hp	(Φ65*46 mm)* 2	1	1,000 rpm	37x29x37 cm / carton	11.5 kg
BHI40	354 L/min / 12.5 cfm	10 bar / 145 psi	4 hp	(Φ65*58 mm)* 2	1	920 rpm	39.5x30x42 cm / carton	11.5 kg

Belt Driven Air Compressor - H Series

Equipped With 1 hp - 2.5 hp - 3 hp Motor



BHII40BE30V240



BHII10E10H50



BHI25E25H50



BHI25E25H100



BHII30E30H80



BHII30E30H90



BHI30E30H100



BHI30DE30H55

Model	Pump	Motor	Receiver	Packing	N.W.
HI10E10H50	BHII10	1 hp, 220-240 V 50 hz, single phase	50 L on solid wheels	86x34x78.5 cm / plywood case	71 kg
HI25E25H50	BHI25	2.5 hp, 220-240 V 50 hz, single phase	50 L on solid wheels and foot	86x41.5x76 cm / plywood case	52 kg
HI25E25H100	BHI25	2.5 hp, 220-240 V 50 hz, single phase	100 L on solid wheels and caster	101x41.5x82 cm / plywood case	64 kg
HI30E30H80	BHII30	3 hp, 220-240 V 50 hz, single phase	80 L on solid wheels and feet	97x42x85 cm / plywood case	75 kg
HI30E30H90	BHII30	3 hp, 220-240 V 50 hz, single phase	90 L on solid wheels	115x43x95 cm / plywood case	105 kg
HI30E30H50	BHI30	3 hp, 220-240 V 50 hz, single phase	50 L on solid wheels and foot or caster	86x41.5x81 cm / plywood case	55 kg
HI30E30H100	BHI30	3 hp, 220-240 V 50 hz, single phase	100 L on solid wheels and caster	101x41.5x88 cm / plywood case	67 kg
HI30E30H150	BHI30	3 hp, 220-240 V 50 hz, single phase	150 L on solid wheels and caster	132x43.5x95.5 cm / plywood case	81 kg
HI30E30H200	BHI30	3 hp, 220-240 V 50 hz, single phase	200 L on solid wheels and caster	137x52x96 cm / plywood case	104 kg
HI30DE30H55	BHI30D	3 hp, 220-240 V 50 hz, single phase	55 L on solid wheels and feet	95x40x78 cm / plywood case	66 kg
HI40BE30V240	BHII40B	3 hp, 220 V 60 hz, single phase	240 L/ 60 gallon, vertical with feet	100x72x165 cm / plywood case	150 kg

Belt Driven Air Compressor - H Series

Equipped With 4 hp - 5.5 hp Motor



BHI40E40H100



BHII40E40H100



BHI40E40H150



BHI40E40H200

Features - H Series AC Power Compressor

✓ HUTZ **H Series** belt driven air compressor is a great value, high performance compressor for a wide range of applications in any workshop.

✓ Featuring a regulator and gauge for accurate output control. Ideal for powering all commonly used air tools and spray equipment.

OEM service introduction

Besides the regular configured compressors listed, we also provide OEM service, the technical selections for **H series** are:


- Electric motor: 0.5 hp to 5.5 hp; Phase 1 or 3 at option; Frequency 50Hz or 60Hz at option; Voltage: 110~120V, 220~240V, 380~415V at option;
- Gasoline engine: Max. power output 6.5 / 9 hp available; Starter by hand or/and electric at option;
- Diesel engine: Max. power output 4.2 / 6 hp available; Starter by hand or/and electric at option;
- Receiver: Capacity at your demand; Style horizontal, vertical, single or twin at option; ASME tank at option; Wheels, pallet feet at option;
- Pressure: 8bar, 10bar, 12bar available.



Model	Pump	Motor	Receiver	Packing	N.W.
BHII40E40H100	BHII40	4 hp, 380-415 V 50 hz, 3-phase	100 L on solid wheels	130x40x100 cm / plywood case	105 kg
BHII40E40H150	BHII40	4 hp, 380-415 V 50 hz, 3-phase	150 L on solid wheels	130x59x121 cm / plywood case	125 kg
BHI40E40H100	BHI40	4 hp, 220-240 V 50 hz, single phase	100 L on solid wheels and caster	101x41.5x88 cm / plywood case	69 kg
BHI40E40H150	BHI40	4 hp, 220-240 V 50 hz, single phase	150 L on solid wheels and caster	132x43.5x95.5 cm / plywood case	82.5 kg
BHI40E40H200	BHI40	4 hp, 220-240 V 50 hz, single phase	200 L on solid wheels and caster	137x52x96 cm / plywood case	105 kg
BHII55E55H200	BHII55	5.5 hp, 380-415 V 50 hz, 3-phase	200 L on solid wheels	141x57x130 cm / plywood case	145 kg

Air Compressor Bare Pump - V Series - Jiangsu Style

For 1.5 hp - 2 hp - 3 hp Application



BVI30



BVI15R



BVI20R



BVI20



BVI30R



BVI30C



Model	Air Delivery	Max. Pressure	Motor	Cylinder	Stage	Revolution	Packing	N.W.
BVI15R	120 L/min / 4.2 cfm	8 bar / 115 psi	1.5 hp	(Φ51*36 mm)* 2	1	1,000 rpm	34x33x32 cm / carton	13 kg
BVI20R	150 L/min / 5.3 cfm	8 bar / 115 psi	2 hp	(Φ51*45 mm)* 2	1	1,020 rpm	34x33x32 cm / carton	14 kg
BVI20	160 L/min / 5.7 cfm	8 bar / 115 psi	2 hp	(Φ51*48 mm)* 2	1	1,020 rpm	35x30x31 cm / carton	14.9 kg
BVI30R	330 L/min / 11.6 cfm	8 bar / 115 psi	3 hp	(Φ65*46 mm)* 2	1	1,100 rpm	39x28x34 cm / carton	15.4 kg
BVI30	300 L/min / 10.6 cfm	8 bar / 115 psi	3 hp	(Φ65*46 mm)* 2	1	1,000 rpm	39x28x34 cm / carton	16.1 kg
BVI30C	300 L/min / 10.6 cfm	8 bar / 115 psi	3 hp	(Φ65*46 mm)* 2	1	1,000 rpm	39x28x34 cm / carton	16.1 kg

Air Compressor Bare Pump - V Series - Jiangsu Style

For 4 hp - 5.5 hp - 7.5 hp Application



BVI55



BVI40



BVI55R




BVI55T



BVI75R



BVI75



Model	Air Delivery	Max. Pressure	Motor	Cylinder	Stage	Revolution	Packing	N.W.
BVI40	286 L/min / 10.1 cfm	8 bar / 115 psi	4 hp	(Φ70*48 mm)* 2	1	980 rpm	40x31x39cm / carton	19 kg
BVI55R	600 L/min / 21.2 cfm	8 bar / 115 psi	4 or 5.5 hp	(Φ80*60 mm)* 2	1	900 rpm	48x36x45 cm / carton	27.8 kg
BVI55	600 L/min / 21.2 cfm	8 bar / 115 psi	4 or 5.5 hp	(Φ80*60 mm)* 2	1	900 rpm	48x36x45 cm / carton	27.8 kg
BVI55T	280 L/min / 9.9 cfm	10 bar / 145 psi	4 or 5.5 hp	(Φ80*60 mm)* 1 + (Φ65*60 mm)* 1	2	900 rpm	47x40x44 cm / carton	32 kg
BVI75R	630 L/min / 22.3 cfm	8 bar / 115 psi	5.5 or 7.5 hp	(Φ90*60 mm)* 2	1	950 rpm	52x40x45 cm / carton	29.5 kg
BVI75	630 L/min / 22.3 cfm	8 bar / 115 psi	7.5 hp	(Φ90*60 mm)* 2	1	950 rpm	52x40x45 cm / carton	30.3 kg

Air Compressor Bare Pump - V Series - Fusheng Style

For 3 hp - 5.5 hp - 7.5 hp Application



BVII75



BVII30



BVII30C



BVII55C



BVII75C

Model	Air Delivery	Max. Pressure	Motor	Cylinder	Stage	Revolution	Packing	N.W.
BVII30	349 L/min / 12.3 cfm	7 bar / 101.5 psi	3 hp	(Φ65*45 mm)* 2	1	1,170 rpm	39x30x32cm / carton	21 kg
BVII30C	349 L/min / 12.3 cfm	7 bar / 101.5 psi	3 hp	(Φ65*45 mm)* 2	1	1,170 rpm	39x30x32cm / carton	21 kg
BVII55	360 L/min / 12.7 cfm	7 bar / 101.5 psi	5.5 hp	(Φ80*60 mm)* 2	1	950 rpm	70x43x58cm / plywood case	45 kg
BVII55C	360 L/min / 12.7 cfm	7 bar / 101.5 psi	5.5 hp	(Φ80*60 mm)* 2	1	950 rpm	70x43x58cm / plywood case	45 kg
BVII55T	578 L/min / 20.4 cfm	12 bar / 175 psi	5.5 hp	(Φ80*60 mm)* 1 + (Φ65*60 mm)* 1	2	980 rpm	70x46x68cm / plywood case	60 kg
BVII75	920 L/min / 32.5 cfm	7 bar / 101.5 psi	7.5 hp	(Φ100*70 mm)* 2	1	920 rpm	80x53x66cm / plywood case	88 kg
BVII75C	920 L/min / 32.5 cfm	7 bar / 101.5 psi	7.5 hp	(Φ100*70 mm)* 2	1	920 rpm	80x53x66cm / plywood case	88 kg
BVII75T	510 L/min / 18 cfm	12 bar / 175 psi	7.5 hp	(Φ100*70 mm)* 1 + (Φ80*70 mm)* 1	2	930 rpm	81x49x71cm / plywood case	88 kg

Air Compressor Bare Pump - V Series - Lacme Style

For 3 hp - 5.5 hp - 7.5 hp Application



BVI55L



BVI30L



BVI75L

Features - V Series Pump

- ✓ Full cast iron body. V-style cylinder design for superior cooling.
- ✓ The crankshaft is optimally balanced for smooth, low vibration operation.
- ✓ Built to the latest engineering standards, this compressor pump series combines excellent reliability with outstanding performance.

**The characters below in the V series pump models mean:*

R: round crankcase; L: lacme style; C: inlet unloader; T: two stage.



Model	Air Delivery	Max. Pressure	Motor	Cylinder	Stage	Revolution	Packing	N.W.
BVI30L	275 L/min / 9.7 cfm	10 bar / 145 psi	3 hp	(Φ65*46 mm)* 2	1	900 rpm	39x28x34 cm / carton	17.3 kg
BVI55L	543 L/min / 19.2 cfm	10 bar / 145 psi	5.5 hp	(Φ80*60 mm)* 2	1	900 rpm	50x40x44 cm / carton	29 kg
BVI75L	680 L/min / 24 cfm	10 bar / 145 psi	5.5 or 7.5 hp	(Φ90*60 mm)* 2	1	950 rpm	40x53x46 cm / carton	32 kg

Belt Driven Air Compressor - V Series - Jiangsu Style Pump Equipped With 2 hp - 3 hp Motor



BVI30E30H80



BVI15RE20H60



BVI20RE20H100




BVI30E30H50



BVI20RE20V120



BVI30RE30H55



BVI30E30H55



BVI30E30H100



BVI30E30V200

Model	Pump	Motor	Receiver	Packing	N.W.
BVI15(R)E20H60	BVI15 / BRI15R	2 hp, 220-240 V 50 hz, single phase	60 L on solid wheels and feet	80x43x82 cm / plywood case	60 kg
BVI20(R)E20H100	BVI20 / BVI20R	2 hp, 220-240 V 50 hz, single phase	100 L on solid wheels	110x41.5x85 cm / plywood case	67 kg
BVI30(R)E30	BVI30 / BVI30R	3 hp, 220-240 V 50 hz, single phase	without	97x43x58 cm / plywood case	50 kg
BVI30(R)E30H50	BVI30 / BVI30R	3 hp, 220-240 V 50 hz, single phase	50 L on solid wheels	94x42x86 cm / plywood case	97 kg
BVI30(R)E30H55	BVI30 / BVI30R	3 hp, 220-240 V 50 hz, single phase	55 L on solid wheels and feet	94x42x86 cm / plywood case	98 kg
BVI30(R)E30H80	BVI30 / BVI30R	3 hp, 220-240 V 50 hz, single phase	80 L on solid wheels and feet	101x47x87 cm / plywood case	102 kg
BVI30(R)E30H100	BVI30 / BVI30R	3 hp, 220-240 V 50 hz, single phase	100 L on solid wheels	101x50x97 cm / plywood case	105 kg
BVI30(R)E30H150	BVI30 / BVI30R	3 hp, 220-240 V 50 hz, single phase	150 L on solid wheels	122x59x112 cm / plywood case	108 kg
BVI30(R)E30H200F	BVI30 / BVI30R	3 hp, 220-240 V 50 hz, single phase	200 L on pallet feet	141x57x112 cm / plywood case	128 kg
BVI30(R)E30H250	BVI30 / BVI30R	3 hp, 220-240 V 50 hz, single phase	250 L on solid wheels	190x68x100 cm / plywood case	215 kg
BVI20(R)E20V120	BVI20 / BVI20R	2 hp, 110 V 60 hz, single phase	120 L vertical on foot & wheels	62x52x112 cm / plywood case	78 kg
BVI30(R)E30V200	BVI30 / BVI30R	3 hp, 110 V 60 hz, single phase	200 L vertical on foot & wheels	100x72x165 cm / plywood case	125 kg

Belt Driven Air Compressor - V Series - Jiangsu Style Pump / Lacme Pump

Equipped With 4 hp - 5.5 hp - 7.5 hp Motor



BVI40E40V240



BVI55E55H100



BVI55E40H500



BVI55LTE55H250F

Features - V Series AC Power Compressor

✓ HUTZ V Series belt driven air compressor is a great value, high performance compressor for a wide range of applications for workshop use, body shop and industry.

✓ Featuring thermal motor protection overload, on/off pressure switch, pressure gauge, wheels or forklift feet, transport handle. Ideal for powering all commonly used air tools and spray equipment.

Model	Pump	Motor	Receiver	Packing	N.W.
BVI40(R)E40V240	BVI40 / BVI40R	4 hp, 220 V 60 hz, single phase	240 L / 60 gallon vertical on feet	155x57x170 cm / plywood case	140 kg
BVI55(R)E40H500	BVI55 / BVI55R	4 hp, 380-415 V 50 hz, 3-phase	500 L on solid wheels	130x57x100 cm / plywood case	150 kg
BVI55(R)E55H100	BVI55 / BVI55R	5.5 hp, 380-415 V 50 hz, 3-phase	100 L on solid wheels	105x48x95 cm / plywood case	115 kg
BVI55(R)E55H270F	BVI55 / BVI55R	5.5 hp, 380-415 V 50 hz, 3-phase	270 L on pallet feet	166x60x120 cm / plywood case	190 kg
BVI75(R)E55H500	BVI75 / BVI75R	5.5 hp, 380-415 V 50 hz, 3-phase	500 L on solid wheels	135x80x125 cm / plywood case	150 kg
BVI75(R)E75H100	BVI75 / BVI75R	7.5 hp, 380-415 V 50 hz, 3-phase	100 L on solid wheels	105x55x95 cm / plywood case	120 kg
BVI55LE55V240	BVI55L	5.5 hp, 220 V 60 hz, single phase	240 L / 60 gallon vertical on feet	92x57x193 cm / plywood case	150 kg
BVI55LE55H240	BVI55L	5.5 hp, 220 V 60 hz, single phase	240 L / 60 gallon on solid wheels	140x55x105 cm / plywood case	170 kg
BVI55LE55H250F	BVI55L	5.5 hp, 380-415 V 50 hz, 3-phase	250 L on pallet feet	140x55x105 cm / plywood case	180 kg
BVI55LTE55H250F	BVI55LT	5.5 hp, 380-415 V 50 hz, 3-phase	250 L on pallet feet	140x55x105 cm / plywood case	180 kg

Belt Driven Air Compressor - V Series - Fusheng Style Pump

Equipped With 3 hp - 5.5 hp - 7.5 hp Motor



BVII30E30H80



BVII75CE75H160



BVII75TE75H200



BVII75CE75V300

OEM service introduction

Besides the regular configured compressors listed, we also provide OEM service, the technical selections for **V series** are:

- Electric Motor: 2 hp to 7.5 hp; Phase 1 or 3 at option; Frequency 50Hz or 60Hz at option; Voltage: 110~120V, 220~240V, 380~415V at option;
- Gasoline engine: Max. power output 5.5 / 7 / 14 / 16 hp available; Starter by hand or/and electric at option;
- Diesel engine: Max. power output from 4.2 / 5.5 / 8.6 / 9 / 11.6 hp available; Starter by hand or/and electric at option;
- Receiver: Capacity at your demand; Style horizontal, vertical, single or twin at option; Wheels, pallet feet at option;
- Pressure: 8bar, 10bar, 12bar available.

Model	Pump	Motor	Receiver	Packing	N.W.
BVII30E30H80	BVII30	3 hp, 220-240 V 50 hz, single phase	80 L on solid wheels and feet	98x40x83 cm / plywood case	88 kg
BVII55TE55H200	BVII55T	5.5 hp, 380-415 V 50 hz, 3-phase	200 L on solid wheels	132x55x124 cm / plywood case	195 kg
BVII75TE75H200	BVII75	7.5 hp, 380-415 V 50 hz, 3-phase	200 L on solid wheels	155x58x125 cm / plywood case	260 kg
BVII75TE75H200	BVII75T	7.5 hp, 380-415 V 50 hz, 3-phase	200 L on solid wheels	165x60x135 cm / plywood case	300 kg
BVII75CE75H160	BVII75C	7.5 hp, 240 V 60 hz, single or 3-phase	160 L on feet	168x58x110 cm / plywood case	290 kg
BVII75CE75H240	BVII75C	7.5 hp, 240 V 60 hz, single or 3-phase	240 L on feet	170x58x110 cm / plywood case	310 kg
BVII75CE75V300	BVII75C	7.5 hp, 240 V 60 hz, single or 3-phase	300 L vertical on round foot	115x60x193 cm / plywood case	320 kg

Belt Driven Air Compressor - V Series

Equipped With 5.5 hp - 7 hp - 13 hp Gasoline Engine

Features - V Series Gasoline Compressor

✓ Equipped with China's first class gasoline engine, HUTZ V series gasoline compressor runs cooler and is engineered to provide faster recovery time for improved performance.

✓ Widely used for industry, textile, food processing, machinery, mining, construction, scientific research and other requirements of high-quality compressed air sector.




BVI30CG65W32F



BVII30G55H55



BVII30G65H65



BVII75CG130H160F

Model	Pump	Horsepower	Receiver	Packing	N.W.
BVI30CG55W36F	BVI30C	5.5 hp, 3600 rpm	18 L x 2 on pallet feet and wheel	121x45x80 cm / plywood case	88 kg
BVI30CG65W32F	BVI30C	6.5 hp, 3600 rpm	16 L x 2 on pallet feet and wheel	96x58x78 cm / plywood case	80 kg
BVII30G55H55	BVII30	5.5 hp, 3600 rpm	55 L on solid wheels and feet	98x40x79 cm / plywood case	92 kg
BVII30G65H65	BVII30	6.5 hp, 3600 rpm	65 L on solid wheels and feet	100x38x82 cm / plywood case	95 kg
BVII75CG130H160F	BVII75C	13 hp, 3600 rpm	160 L on pallet feet	113x60x120 cm / plywood case	290 kg

Belt Driven Air Compressor - V Series - Diesel Engine

Equipped With 4.2 hp - 10 hp Diesel Engine



BVII30D42H80

Features - V Series Diesel Compressor

- ✓ Equipped with China's first class diesel engine, HUTZ **V series** diesel compressor runs cooler and is engineered to provide faster recovery time for improved performance.
- ✓ Widely used for industry, textile, food processing, machinery, mining, construction, scientific research and other requirements of high-quality compressed air sector.



BVII75CD100H160F



Model	Pump	Horsepower	Receiver	Packing	N.W.
BVII30D42H80	BVII30	4.2 hp, 3600 rpm	80 L on solid wheels and feet	95x42x85 cm / plywood case	105 kg
BVII75CD100H160F	BVII75C	8.6 hp, 3600 rpm	160 L pallet feet	116x60x140 cm / plywood case	290 kg

Air Compressor Bare Pump - W Series - Jiangsu Style

For 4 hp - 5.5 hp - 7.5 hp - 10 hp - 15 hp Application



BWI100



BWI40R



BWI40



BWI75R



BWI75



BWI75T



BWI100R



BWI100H



BWI100T



BWI150

Model	Air Delivery	Max. Pressure	Motor	Cylinder	Stage	Revolution	Packing	N.W.
BWI40R	360 L/min / 12.7 cfm	8 bar / 115 psi	3 or 4 hp	(Φ65*48 mm)* 3	1	1,100 rpm	46x34x37 cm / carton	21 kg
BWI40	360 L/min / 12.7 cfm	8 bar / 115 psi	3 or 4 hp	(Φ65*48 mm)* 3	1	1,100 rpm	45x32x39 cm / carton	21.9 kg
BWI75R	552 L/min / 19.5 cfm	8 bar / 115 psi	7.5 hp	(Φ80*60 mm)* 3	1	950 rpm	60x44x65 cm / plywood case	34.2 kg
BWI75	524 L/min / 18.5 cfm	8 bar / 115 psi	7.5 hp	(Φ80*60 mm)* 3	1	900 rpm	60x44x65 cm / plywood case	34.2 kg
BWI75T	480 L/min / 17 cfm	10 bar / 145 psi	5.5 or 7.5 hp	(Φ80*60 mm)* 2+(Φ65*60 mm)* 1	2	900 rpm	64x44x63 cm / plywood case	50 kg
BWI100R	890 L/min / 17 cfm	8 bar / 115 psi	7.5 or 10 hp	(Φ90*65 mm)* 3	1	983 rpm	61x44x65 cm / plywood case	38.4 kg
BWI100	983 L/min / 17 cfm	8 bar / 115 psi	7.5 or 10 hp	(Φ90*70 mm)* 3	1	983 rpm	60x43x66 cm / plywood case	38.4 kg
BWI100H	983 L/min / 17 cfm	8 bar / 115 psi	10 hp	(Φ90*70 mm)* 3	1	983 rpm	60x43x66 cm / plywood case	39 kg
BWI100T	670 L/min / 17 cfm	10 bar / 145 psi	10 hp	(Φ90*70 mm)* 2+(Φ65*70 mm)* 1	2	900 rpm	65x44x63 cm / plywood case	48 kg
BWI150	1800 L/min / 63.6 cfm	8 bar / 115 psi	15 hp	(Φ105*100 mm)* 3	1	860 rpm	82x50x90 cm / plywood case	150 kg

Air Compressor Bare Pump - W Series - Fusheng Style

For 4 hp - 5.5 hp - 7.5 hp - 10 hp Application



BWII75C



BWII40



BWII40C



BWII40T



BWII75



BWII75T



BWII100



BWII100C



BWII100T

Model	Air Delivery	Max. Pressure	Motor	Cylinder	Stage	Revolution	Packing	N.W.
WII40	330 L/min / 11.7 cfm	7 bar / 101.5 psi	3 or 4 hp	(Φ65*45 mm)* 3	1	1,100 rpm	48x35x40 cm / carton	26 kg
WII40C	330 L/min / 11.7 cfm	7 bar / 101.5 psi	3 or 4 hp	(Φ65*45 mm)* 3	1	1,100 rpm	48x35x40 cm / carton	26 kg
WII40T	280 L/min / 9.9 cfm	12 bar / 175 psi	4 hp	(Φ65*45 mm)* 2 + (Φ51*45 mm)* 1	2	950 rpm	44x41x38 cm / carton	27 kg
WII75	530 L/min / 18.7 cfm	7 bar / 101.5 psi	5.5 or 7.5 hp	(Φ80*60 mm)* 3	1	875 rpm	70x43x66 cm / plywood case	60 kg
WII75C	530 L/min / 18.7 cfm	7 bar / 101.5 psi	5.5 or 7.5 hp	(Φ80*60 mm)* 3	1	875 rpm	70x43x66 cm / plywood case	60 kg
WII75T	450 L/min / 15.9 cfm	12 bar / 175 psi	5.5 or 7.5 hp	(Φ80*63 mm)* 2 + (Φ65*63 mm)* 1	2	950 rpm	68x42x70 cm / plywood case	63 kg
WII100	1,483 L/min / 52.4 cfm	7 bar / 101.5 psi	10 hp	(Φ100*70 mm)* 3	1	900 rpm	74x56x90 cm / plywood case	110 kg
WII100C	1,483 L/min / 52.4 cfm	7 bar / 101.5 psi	10 hp	(Φ100*70 mm)* 3	1	900 rpm	74x56x90 cm / plywood case	110 kg
WII100T	1,044 L/min / 36.9 cfm	12 bar / 175 psi	10 hp	(Φ100*70 mm)* 2 + (Φ80*70 mm)* 1	2	950 rpm	75x57x88 cm / plywood case	112 kg

Air Compressor Bare Pump - W Series - Fusheng Style

For 15 hp - 20 hp Application



BWII200



BWII150



BWII150C



BWII150T



BWII200T



Model	Air Delivery	Max. Pressure	Motor	Cylinder	Stage	Revolution	Packing	N.W.
BWII150	1,500 L/min / 53 cfm	8 bar/ 115 psi	15 hp	(Φ120*80 mm)* 3	1	860 rpm	85x60x90 cm / plywood case	160 kg
BWII150C	1,400 L/min / 49.5 cfm	8 bar/ 115 psi	15 hp	(Φ120*80 mm)* 3	1	800 rpm	85x60x90 cm / plywood case	160 kg
BWII150T	1,220 L/min / 43.1 cfm	12 bar/ 175 psi	15 hp	(Φ120*80 mm)* 2 + (Φ100*80 mm)* 1	2	800 rpm	87x60x90 cm / plywood case	160 kg
BWII200	1,735 L/min / 61.3 cfm	7 bar/ 101.5 psi	20 hp	(Φ125*80 mm)* 3	1	860 rpm	85x60x95 cm / plywood case	240 kg
BWII200T	1,500 L/min / 53 cfm	12 bar/ 175 psi	20 hp	(Φ125*80 mm)* 2 + (Φ100*80 mm)* 1	2	800 rpm	87x60x95 cm / plywood case	250 kg

Air Compressor Bare Pump - W Series - Lacme Style

For 4 hp - 5.5 hp - 7.5 hp - 10 hp Application



BW175L



BW140L



BW175LT



BW1100L



BW1100LT

Features - W Series Pump

- ✓ Full cast iron body. 3-cylinder ensures efficient & cool running, smooth operation.
- ✓ Made and designed for long term reliability working in arduous conditions.
- ✓ Built to the latest engineering standards, this compressor pump series combines excellent reliability with outstanding performance.

**The characters below in the W series pump models mean:*

R: round crankcase; H: valve seat style; L: lacme style; F: swan style; C: inlet unloader; T: two stage.



Model	Air Delivery	Max. Pressure	Motor	Cylinder	Stage	Revolution	Packing	N.W.
BW140L	320 L/min / 11.3 cfm	10 bar / 145 psi	4 hp	(Φ65*46 mm)* 3	1	1,000 rpm	45x32x37 cm / carton	17.3 kg
BW175L	650 L/min / 23 cfm	10 bar / 145 psi	7.5 hp	(Φ80*60 mm)* 3	1	1,000 rpm	68x48x63 cm / plywood case	42 kg
BW175LT	480 L/min / 17 cfm	10 bar / 145 psi	5.5 or 7.5 hp	(Φ80*63 mm)* 2 + (Φ65*60 mm)* 1	2	900 rpm	68x49x63 cm / plywood case	47 kg
BW1100L	1,148 L/min / 40.6 cfm	10 bar / 145 psi	10 hp	(Φ90*60 mm)* 3	1	900 rpm	67x50x68 cm / plywood case	52 kg
BW1100LT	748 L/min / 26.4 cfm	12 bar / 175 psi	10 hp	(Φ90*60 mm)* 2 + (Φ80*70 mm)* 1	2	880 rpm	68.5x51x68 cm / plywood case	57.5 kg

Air Compressor Bare Pump - W Series - Jucai Style

For 10 hp - 15 hp - 20 hp Application



BWIII100FT



BWIII100



BWIII100FTC




BWIII150




BWIII150F



BWIII200



BWIII200F



Model	Air Delivery	Max. Pressure	Motor	Cylinder	Stage	Revolution	Packing	N.W.
BWIII100	1,250 L/min / 44.2 cfm	8 bar / 115 psi	10 hp	(Φ95*80 mm)* 3	1	860 rpm	70x47x71 cm / plywood case	60 kg
BWIII100FT	640 L/min / 22.6 cfm	12 bar / 175 psi	10 hp	(Φ90*80 mm)* 2 + (Φ65*80 mm)* 1	2	900 rpm	68x46x67 cm / plywood case	60 kg
BWIII100FTC	660 L/min / 23.3 cfm	12 bar / 175 psi	10 hp	(Φ90*65 mm)* 2 + (Φ65*65 mm)* 1	2	960 rpm	68x46.5x67 cm / plywood case	63 kg
BWIII150	1,500 L/min / 53 cfm	8 bar / 115 psi	15 hp	(Φ100*80 mm)* 3	1	880 rpm	78x52x81 cm / plywood case	102 kg
BWIII150F	1,500 L/min / 53 cfm	8 bar / 115 psi	15 hp	(Φ100*80 mm)* 3	1	960 rpm	78x54x81 cm / plywood case	105 kg
BWIII200	2,500 L/min / 88.3 cfm	8 bar / 115 psi	20 hp	(Φ120*90 mm)* 3	1	820 rpm	90x57x90 cm / plywood case	150 kg
BWIII200F	2,500 L/min / 88.3 cfm	8 bar / 115 psi	20 hp	(Φ120*80 mm)* 3	1	780 rpm	90x57x90 cm / plywood case	153 kg

Belt Driven Air Compressor - W Series - Jiangsu Style Pump

Equipped With 3 hp - 3.5 hp - 4 hp - 5.5 hp Motor



BWI40E40H100



BWI40E35H160F



BWI55E55V240



BWI55TE55V240



BWI55E55H100F



BWI55TE55H160F

Model	Pump	Motor	Receiver	Packing	N.W.
BWI30TE30V200	BWI30T	3 hp, 110 V 60 hz, single phase	200 L vertical on feet	100x72x165 cm / plywood case	125 kg
BWI40E30V230	BWI40	3 hp, 220-240 V 50 hz, single phase	230 L vertical on feet	155x57x170 cm / plywood case	140 kg
BWI40E35H160F	BWI40	3.5 hp, 220-240 V 50 hz, single phase	160 L on pallet feet	112x59x98 cm / plywood case	165 kg
BWI40E40	BWI40	4 hp, 380-415 V 50 hz, 3-phase	without	115x48x60 cm / plywood case	76 kg
BWI40E40H100	BWI40	4 hp, 380-415 V 50 hz, 3-phase	100 L on solid wheels	115x48x85 cm / plywood case	115 kg
BWI40E40H300	BWI40	4 hp, 380-415 V 50 hz, 3-phase	300 L on solid wheels	115x70x86 cm / plywood case	176 kg
BWI55E55H100F	BWI55	5.5 hp, 380-415 V 50 hz, 3-phase	100 L on pallet feet	122x47x88 cm / plywood case	115 kg
BWI55TE55H160F	BWI55T	5.5 hp, 380-415 V 50 hz, 3-phase	160 L on pallet feet	112x59x104 cm / plywood case	195 kg
BWI55E55V240	BWI55	5.5 hp, 220 V 60 hz, single phase	240 L / 60 gallon vertical on feet	92x57x193 cm / plywood case	180 kg
BWI55TE55V240	BWI55T	5.5 hp, 220 V 60 hz, single or 3-phase	240 L / 60 gallon vertical on feet	92x57x193 cm / plywood case	180 kg

Belt Driven Air Compressor - W Series - Jiangsu Style Pump

Equipped With 5.5 hp - 7.5 hp - 10 hp Motor



BWI75RE55



BWI75E75H100



BWI75E75H160



BWI75E75H160F



BWI75E75H300



BWI100RE75H400



BWI100E75H160



BWI100RE100H250F

Model	Pump	Motor	Receiver	Packing	N.W.
BWI75RE55	BWI75R	5.5 hp, 380-415 V 50 hz, 3-phase	without	138x60x69 cm/ plywood case	120 kg
BWI75E75H100	BWI75	7.5 hp, 380-415 V 50 hz, 3-phase	100 L on solid wheels	138x60x105cm/ plywood case	130 kg
BWI75E75H160	BWI75	7.5 hp, 380-415 V 50 hz, 3-phase	160 L on solid wheels	156x60x107 cm/ plywood case	180 kg
BWI75E75H160F	BWI75	7.5 hp, 380-415 V 50 hz, 3-phase	160 L on pallet feet	156x60x107 cm/ plywood case	180 kg
BWI75E75H300	BWI75	7.5 hp, 380-415 V 50 hz, 3-phase	300 L on solid wheels	166x60x110 cm/ plywood case	230 kg
BWI75E75H500F	BWI75	7.5 hp, 380-415 V 50 hz, 3-phase	500 L on pallet feet	194x70x126 cm/ plywood case	303 kg
BWI100RE75H400	BWI100R	7.5 hp, 380-415 V 50 hz, 3-phase	400 L on solid wheels	168x68x150 cm / plywood case	340 kg
BWI100E75	BWI100	7.5 hp, 380-415 V 50 hz, 3-phase	without	138x60x69 cm/ plywood case	125 kg
BWI100E75H160	BWI100	7.5 hp, 380-415 V 50 hz, 3-phase	160 L on solid wheels	138x60x109 cm/ plywood case	190 kg
BWI100RE100H250F	BWI100	10 hp, 380-415 V 50 hz, 3-phase	250 L on pallet feet	181x54x109 cm/plywood case	320 kg

Belt Driven Air Compressor - W Series - Fusheng Style Pump

Equipped With 3.5 hp - 7.5 hp - 10 hp Motor



BWII75E75H160F



BWII40E35H90



BWII40E35H100F



BWII100E100H250



BWII100E100H250F



BWII100TE100H320



Model	Pump	Motor	Receiver	Packing	N.W.
BWII40E35H90	BWII40	3.5 hp, 220-240 V 50 hz, single phase	90 L on solid wheels and feet	114x49x92 cm/ plywood case	128 kg
BWII40E35H100F	BWII40	3.5 hp, 220-240 V 50 hz, single phase	100 L on pallet feet	122x55x90 cm / plywood case	125 kg
BWII75E75H160F	BWII75	7.5 hp, 380-415 V 50 hz, 3-phase	160 L on pallet feet	154x60x105 cm/ plywood case	205 kg
BWII100E100H250	BWII100	10 hp, 380-415 V 50 hz, 3-phase	250 L on solid wheels	180x64x130 cm / plywood case	320 kg
BWII100E100H250F	BWII100	10 hp, 380-415 V 50 hz, 3-phase	250 L on pallet feet	180x64x130 cm / plywood case	320 kg
BWII100TE100H320	BWII100T	10 hp, 380-415 V 50 hz, 3-phase	320 L on solid wheels	167x66x128 cm / plywood case	450 kg

Belt Driven Air Compressor - W Series - Fusheng Style Pump

Equipped With 15 hp - 20 hp Motor



BWII150E150H250F



BWII150E150H300



BWII150TE150H300



BWII200E200H250

Features - W Series AC Power Compressor

✓ HUTZ W Series belt driven air compressor is an ideal compressor for industrial & commercial users in mind. With the power & air capacity, to drive many of the most commonly used air tools, it will satisfy the air requirements of garages, small factories, workshops and farms.

✓ Featuring thermal motor protection overload, on/off pressure switch, pressure gauge, wheels or forklift feet, transport handle. Provides excellent quality and high efficiency work.



Model	Pump	Motor	Receiver	Packing	N.W.
BWII150E150H250F	BWII150	15 hp, 380-415 V 50 hz, 3-phase	250 L on pallet feet	182x62x131 cm / plywood case	315 kg
BWII150E150H300	BWII150	15 hp, 380-415 V 50 hz, 3-phase	300 L on solid wheels	185x80x155 cm / plywood case	350 kg
BWII150TE150H300	BWII150T	15 hp, 380-415 V 50 hz, 3-phase	300 L on solid wheels	185x80x155 cm / plywood case	350 kg
BWII200E200H250	BWII200	20 hp, 380-415 V 50 hz, 3-phase	250 L on solid wheels	177x55x110 cm / plywood case	350 kg

Belt Driven Air Compressor - W Series - Lacme Style Pump / Jucai Style Pump

Equipped With 3.5 hp - 4 hp - 7.5 hp - 15 hp Motor



BWI40LE35H160F



BWI40LTE40H320F



BWI100LTE75H200F



BWIII100E75H300F



BWIII150FE150H300

OEM service introduction

Besides the regular configured compressors listed, we also provide OEM service, the technical selections for **W series** are

- Electric motor: 3.5 hp to 20 hp; Phase 1 or 3 at option; Frequency 50Hz or 60Hz at option; Voltage: 110~120V, 220~240V, 380~415V at option;
- Gasoline engine: Max. power output 6.5 / 7 / 14 / 16 hp available; Starter by hand or/and electric at option;
- Diesel engine: Max. power output 4.2 / 5.5 / 8.6 / 9 / 11.6 hp available; Starter by hand or/and electric at option;
- Receiver: Capacity at your demand; Style horizontal, vertical, single or twin at option; ASME tank at option; Wheels, pallet feet at option;
- Pressure: 8bar, 10bar, 12bar available.

Model	Pump	Motor	Receiver	Packing	N.W.
BWI40LE35H160F	BWI40L	3.5 hp, 220-240 V 50 hz, single phase	160 L on pallet feet	130x56x105 cm/ plywood case	125 kg
BWI40LTE40H320F	BWI40LT	4 hp, 380-415 V 50 hz, 3-phase	320 L on pallet feet	150x57x110 cm/ plywood case	180 kg
BWI100LTE75H200F	BWI100LT	7.5 hp, 380-415 V 50 hz, 3-phase	200 L on pallet feet	170x60x100 cm/ plywood case	305 kg
BWIII100E75H300F	BWIII100	7.5 hp, 380-415 V 50 hz, 3-phase	300 L on pallet feet	181x60x109 cm / plywood case	320 kg
BWIII100FTE100H250	BWIII100FT	10 hp, 380-415 V 50 hz, 3-phase	250 L on solid wheels	160x63x130 cm / plywood case	320 kg
BWIII150FE150H300	BWIII150F	15 hp, 380-415 V 50 hz, 3-phase	300 L on solid wheels	185x80x155 cm / plywood case	350 kg

Belt Driven Air Compressor - W Series

Equipped With 6.5 hp - 13 hp Gasoline Engine



BWII40CG65H90



BWI40G65H100F



BWI75CG130H160F



BWI100LTCG130H230F



BWII100CG130H160F

Features - W Series Gasoline Compressor

- ✓ Equipped with China's first class gasoline engine, HUTZ **W series** gasoline compressor runs cooler and is engineered to provide faster recovery time for improved performance.
- ✓ Designed exclusively for the heavy duty needs of the mechanic shop, livestock operation and service truck. These industrial air compressors work hard for serious industrial auto body and agricultural use.

Model	Pump	Horsepower	Receiver	Packing	N.W.
BWI40CG65W32F	BWI40C	6.5 hp, 3600 rpm	16 L x 2 on pallet feet & wheel	97x59x79 cm/ plywood case	86 kg
BWI40G65H100F	BWI40	6.5 hp, 3600 rpm	100 L on pallet feet	115x46x105 cm / plywood case	140 kg
BWI40CG65H200F	BWI40C	6.5 hp, 3600 rpm	200 L on pallet feet	140x50x90 cm/ plywood case	160 kg
BWII40CG65H90	BWII40C	6.5 hp, 3600 rpm	90 L on solid wheels and feet	115x46x105 cm / plywood case	90 kg
BWI75CG130H160F	BWI75C	13 hp, 3600 rpm	160 L on pallet feet	155x55x108.5 cm / plywood case	155 kg
BWI100LCG130H200F	BWI100LC	13 hp, 3600 rpm	200 L on pallet feet	150x65x115 cm / plywood case	202 kg
BWI100LTCG130H230F	BWI100LTC	13 hp, 3600 rpm	230 L on pallet feet	170x64x130 cm / plywood case	218 kg
BWII100CG130H160F	BWII100C	13 hp, 3600 rpm	160 L on pallet feet	155x55x121 cm / plywood case	252 kg

Belt Driven Air Compressor - W Series


Equipped With 4.2 hp - 10 hp Diesel Engine



BWII40D42H90



BWII40D42H90F



BWI75CD100H160F



BWI75LCD100H160F



BWII75CD100H160F

Features - W Series Diesel Compressor

- ✓ Equipped with China's first class diesel engine, HUTZ **W** series diesel compressor runs cooler and is engineered to provide faster recovery time for improved performance.
- ✓ Designed exclusively for the heavy duty needs of the mechanic shop, livestock operation and service truck. These industrial air compressors work hard for serious industrial auto body and agricultural use.

Model	Pump	Horsepower	Receiver	Packing	N.W.
WII40D42H90	BWII40	4.2 hp, 3600 rpm	90 L on solid wheels and feet	118x43.5x97.5 cm / plywood case	115 kg
WII40D42H90F	BWII40	4.2 hp, 3600 rpm	90 L on pallet feet	118x43.5x97.5 cm / plywood case	115 kg
WI75CD100H160F	BWI75C	10 hp, 3600 rpm	160 L on pallet feet	153x56x120 cm / plywood case	195 kg
WI75LCD100H160F	BWI75LC	10 hp, 3600 rpm	160 L on pallet feet	153x56x120 cm / plywood case	195 kg
WII75CD100H160F	BWII75C	10 hp, 3600 rpm	160 L on pallet feet	153x56x120 cm / plywood case	195 kg

Air Compressor Bare Pump - C Series - Two Cylinder - 2-Stage

For 5.5 hp - 7.5 hp - 15 hp Application

Optional components for variations available.

The characters below in the C series models mean:



C: inlet unloader



A: big front cover



G: centrifuge device



F: oil back flow



BC55TAGCF

BC55T with "A", "G", "C" & "F"



BC55T

basic



BC55TA

BC55T with "A"



BC55TAG

BC55T with "A" & "G"



BC150TAC

BC150T with "A" & "C"



BC150TAGC

BC150T with "A", "G" & "C"

Features - C Series Pump

✓ Durable cast iron oil-lubricated pump has one-piece cast iron crankcase and full cast iron cylinder body.

✓ 2-cylinder / 4-cylinder design for low heat transfer between cylinders.

✓ Capable of running 100% duty cycles required by heavy duty, industrial applications.

Model	Air Delivery	Max. Pressure	Motor	Cylinder	Stage	Revolution	Packing	N.W.
BC55T	600 L/min / 21.2 cfm	10 bar / 145 psi	5.5 hp	(Φ105*89 mm)* 1 + (Φ55*89 mm)* 1	2	680 rpm	53x52x70 cm / plywood case	72.5 kg
BC55TA	493 L/min / 17.4 cfm	12 bar / 175 psi	5.5 or 7.5 hp	(Φ105*89 mm)* 1 + (Φ55*89 mm)* 1	2	680 rpm	53x52x70 cm / plywood case	75 kg
BC55TAC	493 L/min / 17.4 cfm	12 bar / 175 psi	7.5 hp	(Φ105*89 mm)* 1 + (Φ55*89 mm)* 1	2	680 rpm	53x52x70 cm / plywood case	77 kg
BC55TAG	493 L/min / 17.4 cfm	12 bar / 175 psi	7.5 hp	(Φ105*89 mm)* 1 + (Φ55*89 mm)* 1	2	680 rpm	53x52x70 cm / plywood case	76.3 kg
BC55TAGCF	493 L/min / 17.4 cfm	12 bar / 175 psi	7.5 hp	(Φ105*89 mm)* 1 + (Φ55*89 mm)* 1	2	680 rpm	53x52x70 cm / plywood case	80 kg
BC150TAC	1,600 L/min / 56.5 cfm	10 bar / 145 psi	15 hp	(Φ155*116 mm)*1 + (Φ82*116 mm)*1	2	800 rpm	56x82x80 cm / plywood case	166 kg
BC150TAGC	1,600 L/min / 56.5 cfm	10 bar / 145 psi	15 hp	(Φ155*116 mm)*1 + (Φ82*116 mm)*1	2	800 rpm	56x82x80 cm / plywood case	168 kg

Air Compressor Bare Pump - C Series - Four Cylinder - 2-Stage

For 10 hp - 30 hp Application



BC100TAGC
BC100T with "A", "G" & "C"




BC100T
basic



BC100TA
BC100T with "A"



BC100TAG
BC100T with "A" & "G"



BC100TAGCF
BC100T with "A", "G",
"C" & "F"



BC300TAC
BC300T with "A" & "C"



BC300TAGC
BC300T with "A", "G" & "C"



Model	Air Delivery	Max. Pressure	Motor	Cylinder	Stage	Revolution	Packing	N.W.
BC100T	1,050 L/min / 37.1 cfm	12 bar / 175 psi	10 hp	(Φ105*89 mm)* 2 + (Φ55*89 mm)* 2	2	730 rpm	73x62x71 cm / plywood case	99 kg
BC100TA	1,050 L/min / 37.1 cfm	12 bar / 175 psi	10 hp	(Φ105*89 mm)* 2 + (Φ55*89 mm)* 2	2	730 rpm	73x62x71 cm / plywood case	100 kg
BC100TAG	1,050 L/min / 37.1 cfm	12 bar / 175 psi	10 hp	(Φ105*89 mm)* 2 + (Φ55*89 mm)* 2	2	730 rpm	73x62x71 cm / plywood case	101 kg
BC100TAGC	1,050 L/min / 37.1 cfm	12 bar / 175 psi	10 hp	(Φ105*89 mm)* 2 + (Φ55*89 mm)* 2	2	730 rpm	73x62x71 cm / plywood case	102 kg
BC100TAGCF	1,050 L/min / 37.1 cfm	12 bar / 175 psi	10 hp	(Φ105*89 mm)* 2 + (Φ55*89 mm)* 2	2	730 rpm	73x62x71 cm / plywood case	103 kg
BC300TAC	3,000 L/min / 106 cfm	10 bar / 145 psi	30 hp	(Φ155*116 mm)*2 + (Φ82*116 mm)* 2	2	860 rpm	105x75x88 cm / plywood case	255 kg
BC300TAGC	3,000 L/min / 106 cfm	10 bar / 145 psi	30 hp	(Φ155*116 mm)*2 + (Φ82*116 mm)* 2	2	860 rpm	105x75x88 cm / plywood case	256 kg

Belt Driven Air Compressor - C Series

Equipped With 5.5 hp - 7.5 hp Motor



BC55TCE55



BC55TAGCFE55H90



BC55TE55H200



BC55TAGCFE75V320



BC55TE55H200F



BC55TAE55W180F



BC55TE75H160F

Model	Pump	Motor	Receiver	Packing	N.W.
BC55TCE55	BC55TC	5.5 hp, 380-415 V 50 hz, 3-phase	without	138x60x78 cm / plywood case	145 kg
BC55TAGCFE55H90	BC55TAGCF	5.5 hp, 380-415 V 50 hz, 3-phase	90 L on solid wheels	100x60x100 cm / plywood case	160 kg
BC55TE55H200	BC55T	5.5 hp, 380-415 V 50 hz, 3-phase	200 L on solid wheels	138x60x110 cm / plywood case	210 kg
BC55TE55H200F	BC55T	5.5 hp, 380-415 V 50 hz, 3-phase	200 L on pallet feet	138x60x110 cm / plywood case	210 kg
BC55TAE55W180F	BC55TA	5.5 hp, 380-415 V 50 hz, 3-phase	90 L x 2 on pallet feet	157x90x122 cm / plywood case	250 kg
BC55TCE75	BC55TC	7.5 hp, 380-415 V 50 hz, 3-phase	without	138x60x78 cm / plywood case	145 kg
BC55TE75H160F	BC55T	7.5 hp, 380-415 V 50 hz, 3-phase	160 L on pallet feet	138x60x110 cm / plywood case	210 kg
BC55TAGCFE75V320	BC55TAGCF	7.5 hp, 220 V 60 hz, single or 3-phase	320 L / 80 gallon vertical on feet	100x59x198 cm / plywood case	330 kg

Belt Driven Air Compressor - C Series

Equipped With 10 hp Motor



BC100TCE100



BC100TE100H200



BC100TE100H250F



BC100TE100H300

Features - C Series AC Power Compressor

✓ HUTZ C Series belt driven air compressor is heavy-duty cast-iron construction, its quality components make it more than a match for tough working conditions, it will satisfy the air requirements of garages, small factories, workshops and farms.

✓ Featuring a commercial duty oil-lubricated, 2 stage pump designed to provide long time operation. High quality motor operates on three-phase electrical power, ensures high efficiency working.



Model	Pump	Motor	Receiver	Packing	N.W.
BC100TCE100	BC100TC	10 hp, 380-415 V 50 hz, 3-phase	without	175x66x78 cm / plywood case	230 kg
BC100TE100H200	BC100T	10 hp, 380-415 V 50 hz or 220 V 60 hz, 3-phase	200 L on solid wheels	175x66x135 cm / plywood case	290 kg
BC100TE100H250F	BC100T	10 hp, 380-415 V 50 hz, 3-phase	250 L on pallet feet	175x66x137 cm / plywood case	300 kg
BC100TE100H300	BC100T	10 hp, 380-415 V 50 hz, 3-phase	300 L on solid wheels	175x66x139 cm / plywood case	310 kg

Belt Driven Air Compressor - C Series

Equipped With 15 hp - 30 hp Motor

OEM service introduction

Besides the regular configured compressors listed, we also provide OEM service, the technical selections for **C series** are:

- Electric motor: 5.5 hp to 30 hp; Phase 1 or 3 at option; Frequency 50Hz or 60Hz at option; Voltage: 220~240V, 38~415V at option;
- Gasoline engine: Max. power output 14 / 16 hp available; Starter by hand or/and electric at option;
- Diesel engine: Max. power output 8.6 / 9 / 11.6 / 19.4 hp available; Starter by hand or/and electric at option;
- Receiver: Capacity at your demand; Style horizontal, vertical, single or twin at option; ASME tank at option; Wheels, pallet feet at option;
- Pressure: 10bar, 12bar available.



BC150TACE150



BC150TACE150W200



BC150TACE150H500



BC300TACE300



BC300TACE300W200



BC300TACE300W300

Model	Pump	Motor	Receiver	Packing	N.W.
BC150TACE150	BC150TAC	15 hp, 380-415 V 50 hz, 3-phase	without	155x79x80 cm / plywood case	340 kg
BC150TACE150W200	BC150TAC	15 hp, 380-415 V 50 hz, 3-phase	100 L x 2 on solid wheels	184x85x130 cm / plywood case	620 kg
BC150TACE150H500	BC150TAC	15 hp, 380-415 V 50 hz, 3-phase	500 L on solid wheels	194x70x130 cm / plywood case	830 kg
BC300TACE300	BC300TAC	30 hp, 380-415 V 50 hz, 3-phase	without	160x80x96 cm / plywood case	420 kg
BC300TACE300W200	BC300TAC	30 hp, 380-415 V 50 hz, 3-phase	100 L x 2 on solid wheels	188x86x146 cm / plywood case	700 kg
BC300TACE300W300	BC300TAC	30 hp, 380-415 V 50 hz, 3-phase	150 L x 2 on solid wheels	188x90x150 cm / plywood case	720 kg

Belt Driven Air Compressor - C Series - Gasoline Engine

Equipped With 13 hp - 15 hp Gasoline Engine



BC55TCG130H160F



BC55TACG130H230F

Features - C Series Gasoline Compressor

- ✓ Equipped with China's first class gasoline engine, HUTZ C series gasoline compressor runs cooler and is engineered to provide faster recovery time for improved performance.
- ✓ Durable cast iron construction, quality components enable you to run multiple tools simultaneously.
- ✓ Capable of running 100% duty cycles required by heavy duty, industrial needs of the mechanic shop, livestock operation and service truck. These industrial air compressors work hard for serious industrial and agricultural use.



Certified gasoline engine,
6.5 to 16 hp,
hand or electric start.


Model	Pump	Horsepower	Receiver	Packing	N.W.
BC55TCG130H160F	BC55TC	13 hp, 3600 rpm	160 L on pallet feet	112x58x122 cm / plywood case	165 kg
BC55TACG130H200F	BC55TAC	13 hp, 3600 rpm	230 L on pallet feet	172x72x137 cm / plywood case	234 kg
BC100TACG160H200F	BC100TAC	16 hp, 3600 rpm	200 L on pallet feet	170x75x130 cm / plywood case	300 kg

Belt Driven Air Compressor - C Series

Equipped With 10 hp - 19.4 hp Diesel Engine



BC55TCD100H160F



DE292E

14.5kw/19.4hp/3600rpm
Two-cylinder 4-stroke
Air-cooled Diesel Engine

Features - C Series Diesel Compressor

- ✓ Equipped with China's first class diesel engine, HUTZ **C series** diesel compressor runs cooler and is engineered to provide faster recovery time for improved performance.
- ✓ Durable cast iron construction, quality components enable you to run multiple tools simultaneously.
- ✓ Capable of running 100% duty cycles required by heavy duty, industrial needs of the mechanic shop, livestock operation and service truck. These industrial air compressors work hard for serious industrial and agricultural use.

Model	Pump	Horsepower	Receiver	Packing	N.W.
BC55TCD100H160F	BC55TC	10 hp, 3600 rpm	160 L on pallet feet	110x64.5x124 cm/ plywood case	254 kg
BC150TAD190H200F	BC150TA	19.4 hp, 3600 rpm	200 L on pallet feet	165x80x140 cm/ plywood case	490 kg

Air Compressor Bare Pump - K Series - Two/Four Cylinder - 2-Stage

For 5.5 hp - 10 hp - 14.7 hp Application

Features - K Series Pump

/ Durable cast iron oil-lubricated pump has one-piece cast iron crankcase and full cast iron cylinder body.

/ 2-cylinder / 4-cylinder design for low heat transfer between cylinders.


/ Capable of running 100% duty cycles required by heavy duty, industrial applications.



BK55TCGF



BK100TCGF



BK300TCGF



Model	Air Delivery	Max. Pressure	Motor	Cylinder	Stage	Revolution	Packing	N.W.
BK55TCGF	530 L/min / 18.7 cfm	1.25 mpa/ 181 psi	5.5 hp	(Φ120.65*76 mm)* 1 + (Φ63.5*76 mm)* 1	2	730 rpm	60x45x67 cm / plywood case	63 kg
BK100TCGF	1,000 L/min / 35.3 cfm	1.25 mpa/ 181 psi	10 or 14.7 hp	(Φ120.65*76 mm)* 2 + (Φ63.5*76 mm)* 2	2	760 rpm	70x65x75 cm / plywood case	110 kg
BK300TCGF	2,300 L/min / 81.3 cfm	1.25 mpa/ 181 psi	30 hp	(Φ139.70*127 mm)* 2 + (Φ76.2*127 mm)* 2	2	775 rpm	115x90x95 cm / plywood case	330 kg

Belt Driven Air Compressor - K Series

Equipped With 5.5 hp - 10 hp Motor



BK100TCGFE100H300F



BK300TCGFE300W320

OEM service introduction

Besides the regular configured compressors listed, we also provide OEM service, the technical selections for **K series** are:

- Electric motor: 5.5 hp to 30 hp; Phase 1 or 3 at option; Frequency 50Hz or 60Hz at option; Voltage: 220~240V, 38~415V at option;
- Gasoline engine: Max. power output 14 / 16 hp available; Starter by hand or/and electric at option;
- Diesel engine: Max. power output 8.6 / 9 / 11.6 / 19.4 hp available; Starter by hand or/and electric at option;
- Receiver: Capacity at your demand; Style horizontal, vertical, single or twin at option; ASME tank at option; Wheels, pallet feet at option;
- Pressure: 10bar, 12bar, 16bar available.

Features - K Series AC Power Compressor

✓ HUTZ **K Series** belt driven air compressor is heavy-duty cast-iron construction, its quality components make it more than a match for tough working conditions, it will satisfy the air requirements of garages, small factories, workshops and farms.

✓ Featuring a commercial duty oil-lubricated, 2 stage pump designed to provide long time operation. High quality motor operates on three-phase electrical power, ensures high efficiency working.



Model	Pump	Motor	Receiver	Packing	N.W.
BK55TCGFE55	BK55TCGF	5.5 hp, 380-415 V 50 hz, 3-phase	without	138x60x77 cm/ plywood case	135 kg
BK100TCGFE100	BK100TCGF	10 hp, 380-415 V 50 hz, 3-phase	without	175x66x78 cm/ plywood case	240 kg
BK100TCGFE100H300	BK100TCGF	10 hp, 380-415 V 50 hz, 3-phase	300 L on solid wheels	175x66x137 cm/ plywood case	400 kg
BK100TCGFE100H500	BK100TCGF	10 hp, 380-415 V 50 hz, 3-phase	500 L on solid wheels	180x80x155 cm/ plywood case	450 kg
BK300TCGFE300W320	BK300TCGF	30 hp, 380-415 V 50 hz, 3-phase	160 L x 2 on solid wheels	190x85x150 cm / plywood case	1,150 kg
BK300TCGFE300W500	BK300TCGF	30 hp, 380-415 V 50 hz, 3-phase	250 L x 2 on solid wheels	190x85x180 cm / plywood case	1,190 kg

Air Compressor Booster Pump - M Series - Jiangsu Style

Working Pressure 3 mpa for 10 hp - 15 hp Application



BMI100G30



BMIII100G30



BMI150G30

Features - M Series Pump


- ✓ Durable cast iron oil-lubricated pump operates at a low speed to enable efficient air delivery.
- ✓ More-cylinder ensures efficient & cool running, smooth operation.
- ✓ Made and designed for long term reliability working and equipped for heavy duty applications, especially for PET blowing industry.



Model	Air Delivery	Max. Pressure	Motor	Cylinder	Stage	Revolution	Packing	N.W.
BMI100G30	600 L/min / 21.2 cfm	3 mpa/ 435 psi	10 hp	(Φ105*100 mm)* 2 + (Φ63.5*100 mm)* 1	2	600 rpm	86x54x83 cm / plywood case	150 kg
BMIII100G30	902 L/min / 31.87 cfm	3 mpa/ 435 psi	10 hp	(Φ95*70 mm)* 2 + (Φ55*70 mm)* 1	2	910 rpm	75x55x73 cm / plywood case	78 kg
BMI150G30	1,200 L/min / 45.63 cfm	3 mpa/ 435 psi	15 hp	(Φ120*100 mm)* 2 + (Φ65*100 mm)* 1	2	640 rpm	86x57x84 cm / plywood case	158 kg

Air Compressor Booster Pump - M Series - Fusheng Style

Working Pressure 3 mpa for 15 hp - 20 hp Application



Model	Air Delivery	Max. Pressure	Motor	Cylinder	Stage	Revolution	Packing	N.W.
MII100G30	1,170 L/min / 41.3 cfm	3 mpa/ 435 psi	15 hp	(Φ100*80 mm)* 2 + (Φ55*80 mm)* 1	2	650 rpm	90x60x80 cm / plywood case	156 kg
MII150G30	1,410 L/min / 49.8 cfm	3 mpa/ 435 psi	15 hp	(Φ120*80 mm)* 2 + (Φ65*80 mm)* 1	2	780 rpm	90x60x80 cm / plywood case	162 kg
MII200G30	1,200 L/min / 42.4 cfm	3 mpa/ 435 psi	20 hp	(Φ125*80 mm)* 2 + (Φ76*80 mm)* 1	2	960 rpm	90x60x80 cm / plywood case	175 kg

Air Compressor Booster Pump - M Series - Fusheng Style

Working Pressure 3 mpa - 4 mpa for 15 hp - 20 hp Application



BMII160XG30



BMII150XG40



BMII170XG40



BMII200XG40



Model	Air Delivery	Max. Pressure	Motor	Cylinder	Stage	Revolution	N.W.
BMII160XG30	1,300 L/min / 45.94 cfm	3 mpa/ 435 psi	15 hp	(Φ125*80 mm)* 2 + (Φ100*80 mm)* 1 + (Φ75*80 mm)* 1	3	750 rpm	224 kg
BMII150XG40	570 L/min / 20.1 cfm	4 mpa/ 568 psi	15 hp	(Φ125*80 mm)* 1 + (Φ70*80 mm)* 1 + (Φ36*80 mm)* 1	3	580 rpm	230 kg
BMII170XG40	600 L/min / 20.2 cfm	4 mpa/ 568 psi	15 hp	(Φ125*100 mm)* 1 + (Φ70*100 mm)* 1 + (Φ36*100 mm)* 1	3	780 rpm	186.5 kg
BMII200XG40	1,140 L/min / 40.3 cfm	4 mpa/ 568 psi	20 hp	(Φ125*80 mm)* 2 + (Φ100*80 mm)* 1 + (Φ75*80 mm)* 1 + (Φ42*80 mm)* 1	4	580 rpm	250 kg

Belt Driven Air Booster Compressor - M Series

Equipped With 20 hp Motor



BMII200G30E200H300



Features - M Series AC Power Compressor

- ✓ Heavy-duty cast-iron construction pump equipped, quality components chosen, HUTZ belt driven air booster compressor - M series provides efficient & cool running, smooth operation, long life and easy maintenance.
- ✓ Ideal for garages, small factories, workshops and farms, especially for PET blowing industry.

OEM service introduction

Besides the regular configured compressors listed, we also provide OEM service, the technical selections for **M series** are:

- Electric motor: 10 hp to 30 hp; 3-phase; Frequency 50Hz or 60Hz at option; Voltage: 220~240V, 380~415V at option;
- Receiver: Capacity at your demand; Style horizontal, vertical, single or twin at option; ASME tank at option; Wheels, pallet feet at option;
- Pressure: 3 Mpa, 4 Mpa, 7 Mpa available.

Model BMII200G30E200H300	Pump BMII200G30	Motor 20 hp, 380-415 V 50 hz, 3-phase	Receiver 300 L on solid wheels	Packing 167x67x134 cm/ plywood case	N.W. 480 kg
------------------------------------	---------------------------	---	--	---	-----------------------


Air Compressor Booster Pump & Compressor - M Series - IngersollRand Style

Working Pressure 3 mpa for 20 hp Application



BME200G30

air delivery 1,200 L/min (42.4 cfm), max. pressure 3 mpa (435 psi), suits motor 20 hp, cylinder (Φ130*90 mm)* 2 + (Φ76.2*90 mm)* 1, 2-stage, 630 rpm, N.W. 180 kg.



BME200G30E200

air pump BME200G30, motor 20 hp, 380-415 V 50 hz, 3-phase, without receiver, N.W. 450 kg.

Features - M Series Pump - IngersollRand Style

- ✓ Durable cast iron frame and cylinder, quality components, the IngersollRand style pump & compressor offer reliability, smooth operation, long life and easy maintenance..
- ✓ The centrifugal unloader automatically bleeds the air from intercooler and cylinders, preventing the compressor from starting against full load.
- ✓ Ideal for refueling stations, PBM, power plants and engine starting.



BME200G30E200V130

air pump BME200G30, motor 20 hp, 380-415 V 50 hz, 3-phase, receiver 130L vertical.